

QUALITY FIREPLACES FOR LIFE.

KOZY HEAT FIREPLACES | CARLTON 46 & CARLTON 39



Carlton 46 shown with an Arched Mission screen front in Weathered Charcoal and optional Enamel refractory

CARLTON 46 & CARLTON 39

DIRECT VENT GAS FIREPLACES

Carlton 46 shown with an Mission screen front in
Vintage Bronze and optional Brick refractory





Carlton 46 shown with a Rectangle Full screen front and optional Masonry refractory

THE CARLTON 46

The **Carlton** is the definitive choice when it comes to picking a gas fireplace that combines realism and flexibility. Our **Komfort Kontrol** remote allows you to control flame appearance, heat output, fan speed, and ember accent lighting. Combining all of this with our most realistic flame and logs yet, makes the **Carlton** your best selection in choosing a fireplace for your home. Not only that, you'll feel good knowing that you're reducing your energy and heating costs too. Relax and take some time to 'get **Kozy**'!



Carlton 46 shown with a Prairie screen front and optional Masonry refractory

Carlton 39 shown with an Arched Prairie Full
Door screen front and optional Brick refractory





Carlton 39 shown with a Prairie screen front and optional Masonry refractory



Ember Bed Light Kit



Carlton 39 shown with a Rectangle Full screen front with a Brushed Nickel overlay, and optional Enamel refractory



FIREPLACE OPTIONS

Fronts

Sizes shown below: Carlton 46 / Carlton 39



Rectangle screen front - No refractory



Rectangle Full screen front and optional Brick refractory



Rectangle Full in Brushed Stainless screen front and optional Enamel refractory



Rectangle Full screen front with Brushed Nickel Overlay and optional Brick refractory




Rectangle Full screen front with Antique Copper Overlay and optional Brick refractory




Prairie screen front and optional Masonry refractory



Arched Prairie Full Door screen front and optional Masonry refractory
Carlton 39 dimensions listed



Arched Mission screen front in Vintage Bronze and optional Enamel refractory



Mission Screen front in Weathered Charcoal and optional Enamel refractory

Refractory Options



Traditional Brick



Masonry



Black enamel

Carlton comes standard with black firebox

Finish Options



Black



Brushed Stainless



Antique Copper



Brushed Nickel

Decorative Finishes



Titanium
Prairie fronts only



Rust
Prairie fronts only



Vintage Bronze
Mission fronts only









Weathered Charcoal
Mission fronts only



KOMFORT KONTROL™

The Komfort Kontrol remote gives you the ability to bring comfort and green technology all together into your home. With the Komfort Kontrol remote, all you have to do is decide a comfortable set point temperature on your remote and when the room temperature gets closer to the point you desire, the Komfort Kontrol remote will turn the flames down accordingly! And with our zone heating, you can save energy and enjoy time in the room you use the most by just turning down the central heat, setting your Komfort Kontrol remote, and enjoy your time around the fireplace with friends, family, or just a good book! That way you'll get to have heat where and when you need it while saving energy and money with just a click of the Komfort Kontrol remote!

Remote control features:

-  Thermostat function
-  Flame height modulation
-  Fan speed modulation
-  Light kit modulation
-  IPI to continuous pilot
-  Split Flow Option

Burn Videos



Carlton 46



Carlton 39

Carlton 46 shown with a Rectangle Full screen front and optional Enamel refractory



SPECIFICATIONS

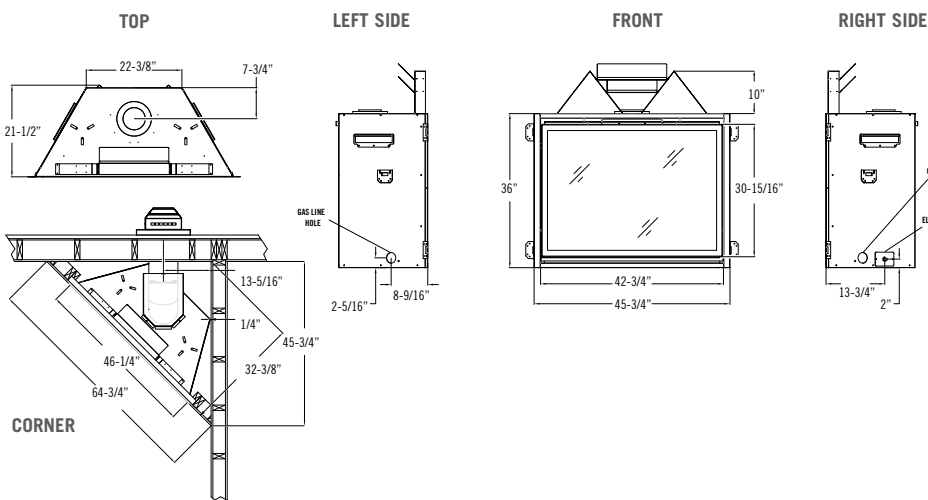
Model	Carlton 46	Carlton 39
Height	36"	34-1/2"
Width	45-3/4"	38-3/4"
Depth	21-1/2"	22"
Weight	300 lbs.	250 lbs.
Glass Size	30-1/8" X 41-1/2"	29-7/16" X 34-1/2"
NG High / Low	47,000 / 16,000	40,000 / 13,000
LP High / Low	48,000 / 17,000	41,000 / 13,500
Efficiencies NG / LP	73% / 76%	70% / 72%
ENERGUIDE P.4	67%	64% / 67%
Valve System	IPI	IPI
Split Flow Burner	Standard	Standard
Optional Refractory	Brick Masonry Enamel	Brick Masonry Enamel
Ember Bed Light Kit	Standard	Standard
Fan Kit	Standard (2)-75 CFM	Standard (1)-133-- CFM
Screen Front	Required	Required
Heat Duct Kit(s)	Optional	Optional

Clearances

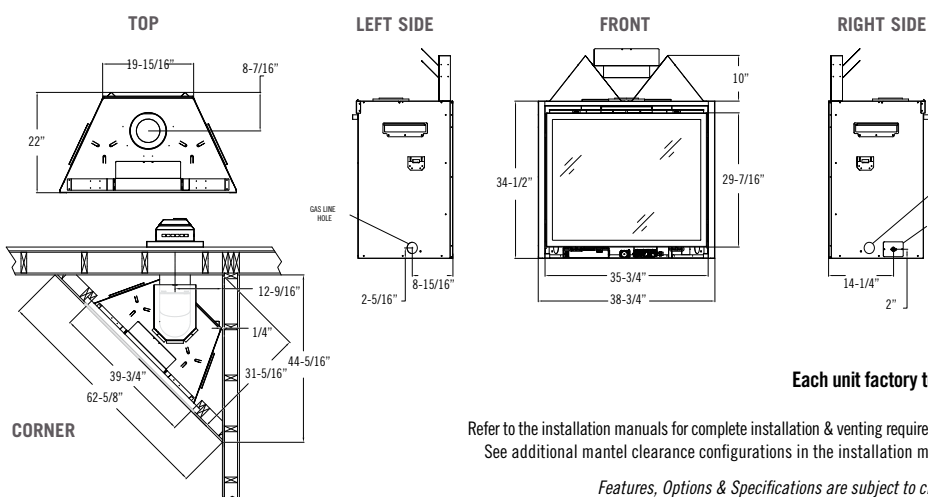
Model	Carlton 46	Carlton 39
From fireplace top to 3/4" trim	10"	10"
From fireplace left & right sides & back standoffs	0"	0"
Fireplace bottom standoffs to flooring	0"	0"
Fireplace top to ceiling	30"	30"
Fireplace side to adjacent sidewall	6"	1-1/4"
Fireplace front to combustibles	36"	36"

The Carlton 46 & 39 models come standard with an electronic ignition pilot & remote modulating valve system which will control flame, fan & light adjustment. (Remote control, fan & light kit included). Equipped with our split flow burner, which allows you to turn off only the back burner. That way you can turn down the heat, but still maintain a fire and embers.

Carlton 46



Carlton 39



Each unit factory tested

Refer to the installation manuals for complete installation & venting requirements.
See additional mantel clearance configurations in the installation manual.

Features, Options & Specifications are subject to change.

Vent System & Requirements

This fireplace is manufactured to accept 5"x 8" pipe only.

- Simpson Dura-Vent™ DV-PRO Pipe - 5"x 8"
- Selkirk Metalbestos™ Direct Chimney System - 5"x 8"
- Ameri-Vent/American Metal™ Direct Chimney System - 5"x 8"
- Metal Fab™ 5"x 8"
- Security™ Secure Vent 5"x 8" (CAR 46 only)
- ICC™ Excel Direct 5"x 8"
- Kozy Heat™ Flexible #800 series Vent Kits* - 5"x 8"
- BDM™ Direct Vent Chimney System - 5"x 8"

IMPORTANT: Kozy Heat Part #800-WPT, #800-WPT2 or #800-WPT3 must be used on ALL Horizontal vent runs.

The Vertical Vent Heat Shield included with the fireplace must be installed for every type of venting application.

The Horizontal Vent Heat Shield must be installed when incorporating minimum horizontal venting.

Elbows: For each additional 90° elbow used after the first elbow, 3' must be subtracted from the maximum venting allowed. For each additional 45° elbow used after the first elbow, 1½' must be subtracted from the maximum venting allowed. Note: (2) 45° elbows = (1) 90° elbow.

Horizontal Terminations

Horizontal Venting Configurations differ between natural gas & LP gas installations.
Please consult the installation manual for guidance.

Vertical Terminations

Minimum: 4' + vent cap
Maximum: 50' + vent cap

Horizontal / Vertical Combo:

Please refer to the venting chart in the installation manual.

In order to continually provide the highest quality product available, features/options, specifications & dimensions are subject to change. Refer to the unit installation manual for complete installation instructions. Installation must conform with local building codes. **In some regions it may be possible that this appliance qualifies for an energy rebate. See your local dealer for details regarding promotions and qualifications.**

Product Line:



For complete information on the Kozy Heat product line, please contact us at:

Manufactured by Hussong Mfg. Co. Inc.
204 Industrial Park Drive, Lakefield, MN 56150
Phone 1-800-253-4904 www.kozyheat.com

1-15

